

# FK-360 MINI KEYBOARD

## User's Manual



Compatible with Windows 2000 / Windows XP / Windows Vista / Windows 7.

# Introduction

FK-360 mini keyboard is one of the best computer input devices in the market today. FK-360 is ergonomically designed allowing for comfortable use on table or lap. Please read carefully the information and instructions contained in this manual and you are sure to obtain a higher level of computing enjoyment.

## Specification

- Plug and Play USB interface for easy and convenient usage.
- Compatible with Windows 2000 / Windows XP / Windows Vista / Windows 7.
- Key layout: 86/87 keys + 10 hot keys.
- 10 one-touch hot key to quickly access internet and multimedia function.
- Switch life: 10 million life cycle.
- Bounce Time: less than 10m sec.
- With a quite tactile feel.
- Non-skid rubber feet.
- Dimension: 303.8 \* 151.2 \* 22.7 mm.

## Installation

### 1. PS2 Type:

- Plug PS2 connector unto the port which is back on your computer, please make sure the computer is off before you plug the connector.
- Turn on the computer, then keyboard will work normally.

### 2. USB Type:

- Plug USB connector onto the port on your computer.
- USB support Plug & Play, no need to restart computer.



# Function Guide




## 1. LED light:

- 1.1 Num Lock: when the LED is lighting, means keys switch to mode of number pad, Otherwise in generally mode.
- 1.2 Caps Lock: When the LED is lighting, means full keyboard on capitalized mode, Otherwise on lowercase mode.
- 1.3 Scroll Lock: When the LED is lighting, means scroll lock mode is on, the arrow keys would scroll the contents of a text window instead of moving the cursor.

## 2. Key Function :

- 2.1 PrtSc SysRq / Pause Break: Press to turn on the key function.
- 2.2 Scroll Lock: Press Fn & F10 together if you need to have function of "Scroll lock".
- 2.3 Number pad: Press Num lock to switch keys (in block as picture at page 2.) as number pad or generally keyboard.
- 2.4 Hot keys:

### ● Internet keys:

-  : Press to Internet web Home.
-  : Press to open mail folder.
-  : Press to open "My computer" folder.

### ● Multimedia keys: ×

## Notice

The changes or modifications not expressly approved by the party responsible for compliance could void the user's authority to operate the equipment.