

# FK-380 MINI KEYBOARD

## User's Manual



Compatible with Windows 2000 / Windows XP / Windows Vista / Windows 7.

## Introduction

FK-380 mini keyboard is one of the best computer input devices in the market today. FK-380 is ergonomically designed allowing for comfortable use on table. Please read carefully the information and instructions contained in this manual and you are sure to obtain a higher level of computing enjoyment.


## Specification

- Plug and Play USB interface for easy and convenient usage.
- 2 USB ports let you plug multiple devices together.
- Compatible with Windows 2000 / Windows XP / Windows Vista / Windows 7.
- Key layout: 86/87 keys + 10 hot keys.
- 10 one-touch hot key to quickly access internet and multimedia function.
- Switch life: 10 million life cycle.
- Bounce Time: less than 10m sec.
- With a quite tactile feel.
- Non-skid rubber feet.
- Dimension: 303.8 \* 151.2 \* 22.7 mm.

## Installation

- Plug USB connector onto the port on your computer.
- USB support Plug & Play, no need to restart computer.

## Keys Description



## Multimedia Hot Keys

A set of hot keys is available for one touch control of change tracks, stop, play/pause, mute, and Volume.

## Internet Hot Keys

WWW enables you to launch internet browser directly with one click of this direct access key. E-Mail enables you to open mail folder in Outlook Express with one click of this short cut key.

## Application Key

My computer.














USB HUB



# Function Guide

1. USB Hub: FK-380 support 2 USB hubs at upper of keyboard let you plug multiple devices together.
2. LED light:
  - 2.1 Num Lock: when the LED is lighting, means keys switch to mode of number pad, Otherwise in generally mode.
  - 2.2 Caps Lock: When the LED is lighting, means full keyboard on capitalized mode, Otherwise on lowercase mode.
  - 2.3 Scroll Lock: When the LED is lighting, means scroll lock mode is on, the arrow keys would scroll the contents of a text window instead of moving the cursor.
3. Key Function :
  - 3.1 PrtSc SysRq: Press Fn & F10 together to have function of print screen function. Easy to catch hot copy from screen.
  - 3.2 Scroll Lock: Press Fn & F11 together if you need to have function of “Scroll lock”.
  - 3.3 Pause Break: Press Fn & F12 together if you would to pause the screen.
  - 3.4 Number pad: Press Num lock to switch keys (in block as picture at page 2.) as number pad or generally keyboard.

### 3.5 Hot keys:

- Internet keys:
  -  : Press to Internet web Home.
  -  : Press to open mail folder.
  -  : Press to open “My computer” folder.
- Multimedia keys:        

## Notice

The changes or modifications not expressly approved by the party responsible for compliance could void the user's authority to operate the equipment.